

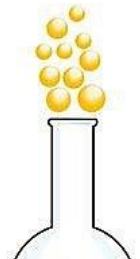


| Subject  | What to Study   |
|--|---|
| <p>English</p> <p>Mrs T Tolken</p>  | <p><u>Paper 1 Language and Poetry:</u></p> <ul style="list-style-type: none"> <li>• Comprehension Language Module page 4-5</li> <li>• Summary Language Module page 20-23</li> <li>• Language (Parts of Speech, Punctuation, Active and Passive Voice, Direct and Indirect Speech, Cartoons, Antonyms and Synonyms and Correcting Errors)</li> </ul> <p><u>Paper 2 Literature:</u></p> <ul style="list-style-type: none"> <li>• Alone on the a Wide Wide Sea (Novel – Part 1 )</li> <li>• The finest liar in the world(Literature Anthology page 19 – 22)</li> <li>• Puddocky (Literature Anthology page 52 - 58)</li> <li>• Unnamed Poem (Literature Workbook)</li> </ul> <p><u>Paper 3 Writing:</u></p> <ul style="list-style-type: none"> <li>• Essay (Writing module page 3 – 11)</li> <li>• Newspaper Article (Writing module page 58)</li> <li>• Speech (Writing module page 31)</li> <li>• Dialogue (Writing module page 33)</li> </ul> |
| <p>Afrikaans</p>   | <p><b><u>Taal en begrip</u></b></p> <p>Begripslees</p> <p>Strokiesprent</p> <p>Letterlik en figuurlik</p> <p>Idiomatiese uitdrukkings</p> <p>Redigering</p> <p>Teenoorgestelde geslag</p> <p>Omskrywings</p> <p>Voegwoorde</p> <p>Afkortings</p> <p>Getalle 15-30</p>   |

|                                     |   |
|-------------------------------------|---|
|                                     | <p><b><u>Letterkunde</u></b></p> <p>Gedigte en terminologie</p> <p>Sticks &amp; Stones</p> <p>Die stem in die trommel</p> <p><b><u>Kreatiewe Skryf</u></b></p> <p>Opstel: Verhalend en beskrywend</p> <p>Brief aand die pers, Resensie, Dialog</p>  |
| <p>Maths</p>                        | <p>Whole numbers</p> <p>Integers</p> <p>Exponents</p> <p>Algebraic Expressions</p> <p>Equations</p> <p>Geometric Construction</p> <p>Geometry of Straight lines</p> <p><b>****Learners MUST have their own calculator &amp; geometry set****</b></p>   |
| <p>History<br/>Mr Chikohomero</p>   | <p>Industrial Revolution – causes, resistance and impact.<br/>Mineral Revolution – causes, closed compounds &amp; migrant labour, defeat of African kingdoms, tax acts, Randlords &amp; Chamber of mines and effects of Mineral Revolution.</p>   |
| <p>Geography<br/>Mr Chikohomero</p> | <p>Maps; Globe; Scale &amp; Satellites and Climate regions</p>  |
| <p>Natural Science</p>              | <p>Life and Living</p> <ul style="list-style-type: none"> <li>• Photosynthesis and respiration</li> <li>• Interactions and interdependence within the environment</li> <li>• Micro-organisms</li> </ul> <p>Matter and Materials</p> <ul style="list-style-type: none"> <li>• Atoms</li> </ul>  |

|                              |  |
|------------------------------|--|
|                              | <ul style="list-style-type: none"> <li>• Particle model of matter</li> </ul> <p>Chemical reactions</p>   |
| E. M. S.                     | Government; Government to Households; Government to Businesses (Economic Cycle); National Budget; Standard of living; Factors of production; Factor markets; Accounting concepts and account names; What is a cash transaction; Source documents; CRJ  |
| Technology<br>Mr Chikohomero | Frame structures; New materials, communication and energy needs; Recycling paper, Packaging and Graphical communication – Double Vanishing Point Perspective (Two Point Perspective) and First Angle Orthographic Projection (Views of objects)  |
| Creative Arts                | <p><b>Dramatic Arts</b></p> <p>Themes: social and environmental issues</p> <p>Drama Elements:</p> <p>Variation, mood, audience contact, rhythm, theme/topic, characters, climax, plot structure, purpose of drama</p> <p>praise poem, imbongi, izibongi</p> <p><b>Visual Arts</b></p> <p>Elements of Art: shape, line, tone, texture, colour</p> <p>Principles of Design: contrast, proportion, emphasis, unity, symmetrical composition</p> <p>Themes: Symbols in society, role of artists in society, society and fashion</p> <p>Universal signs, popular culture, design, font, style, pattern, media, myth, indigenous, retro style, avant-garde, discrimination, mood-board, trashion</p> <p>Subject matter. Target market, effective artwork</p> |
| LO                           | <ul style="list-style-type: none"> <li>• Positive self-talk and strategies and skills to extend personal potential: p.14 - 15</li> <li>• Identify and apply own learning style: p.58 – 59</li> <li>• Six career categories: p.52 – 63</li> </ul>   |

- |  |  |
|--|--|
|  | <ul style="list-style-type: none"><li>• Interests, abilities, skills and school subjects required by and related to each career category: p.66 – 68</li><li>• Thinking and learning skills required by each career category: p.68</li><li>• School subjects related to each career category: p. 69</li><li>• Substance abuse: p. 88</li><li>• Rehabilitation options: p. 94 - 95</li></ul> |
|--|--|