


How do you eat an elephant? One bite at a time.

| Subject | What to Study |
|---|--|
| English  | <p><u>September exam</u> <u>Paper 1: Language, Comprehension and summary(70)</u></p> <p>Question 1 Comprehension- 30 marks</p> <p>Question 2 Summary- 10 marks (paragraph form)</p> <p>Question 3 Advertisement – 10 marks</p> <p>Question 4 Cartoon – 10 marks</p> <p>Question 5 Language editing – 10 marks</p> <p>Study ALL the aspects of language as we have done in your language book. Also use your language textbook to study all the language rules on pages 211-219, 181</p> <p><u>Paper 2: Literature(80)</u> <u>Section A: Poetry- Seen And Unseen</u> Questions 1-4 = Seen Poetry. Answer any TWO poems (20) Question 5 = Unseen Poem. (10)</p> <p><u>Section B: Life of Pi (25)</u> Question 6: Essay Question OR Question 7: Contextual Question</p> <p><u>Section C: Hamlet (25)</u> Question 8: Essay Question OR Question 9: Contextual Question</p> <p>NOTE: In Section B and C answer ONE essay and ONE contextual question. If you answer the essay question in Section B answer the contextual question in Section C and visa versa.</p> <p><u>Paper 3: Creative Writing (100)</u> Section A: Essay (50) Section B: Transactional 2x25 (50)</p> |

| | |
|------------|--|
| Afrikaans | <p>Wat moet jy leer?</p> <p>Vraestel 1: Leesbegrip (Leesstuk en grafiese teks) - 30 punte (80) Opsomming – 10 punte Taal – 40 punte</p> <p>LEER: Woordsoorte (meervoude, verkleining, trappe van vergelyking, intensiewe vorm), bywoorde, telwoorde, voorsetsels, sinonieme, antonieme, homonieme, afkortings, direkte en indirekte rede, ontkenning, lydende en bedrywende vorm, soorte sinne (stelsinne, vraagsinne, bevelsinne), leestekens, voegwoorde, spotprente, teikengroep, tye (teenwoordige, verlede, toekomstige tyd), idiome, ensovoorts. JY MOET ALLES LEER! (Kyk ok weer na die ou vraestelle, ook dié wat ons in die klas uitgewerk het.)</p> <p>Vraestel 2: Fiela (hele drama) – 35 punte (70) Gedigte: Rondom my, Palimpses, Huiskat, Boekmerk Ek het 'n huisie by die see, Die nuwe kind, Pryslied, Die robot in Eersteaan, 10 Haikoes, Die boodskapper</p> <p>(Jy gaan 2 van die 10 gedigte kry. Geen keuses. Leer alles!) – 35 punte</p> <p>Vraestel 3:</p> <p>Afdeling A: (50 punte): Opstel(100)</p> <p>Afdeling B: (30 punte): Vriendskaplike (informele) brief, Dialog, Resensie, Formele Toespraak</p> <p>Afdeling C: (20 punte) Dagboekinskrywing, Instruksies, Plakkaat</p> |
| Maths Lit. | Number of Operations Data Handling Financial Mathematics Measurement |

Fat 6: Standardised Test 2

Source-based

- TRC

Essay

- End of Cold War & impact on SA

Fat 7: September examination

Paper 1

Source-based

- Question 1: Cuban Missile Crisis
- ~~Question 2: Angola DO NOT STUDY~~
- Question 3: Black Power Movement

Essay

- Question 4: China
- ~~Question 5: Tanzania & Congo DO NOT STUDY~~
- Question 6: Civil Rights Movement

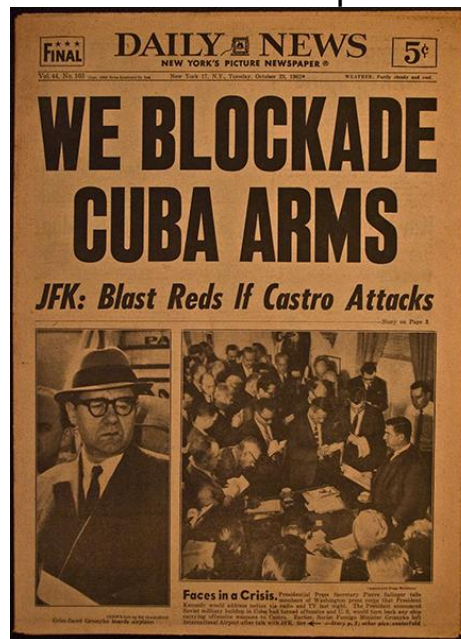
Paper 2

Source-based

- Question 1: Black Consciousness Movement
- Question 2: TRC
- ~~Question 3: New World Order DO NOT STUDY~~

Essay

- Question 4: International Resistance to Apartheid
- ~~Question 5: Coming of Democracy to SA DO NOT STUDY~~
- Question 6: End of Cold War & impact on SA

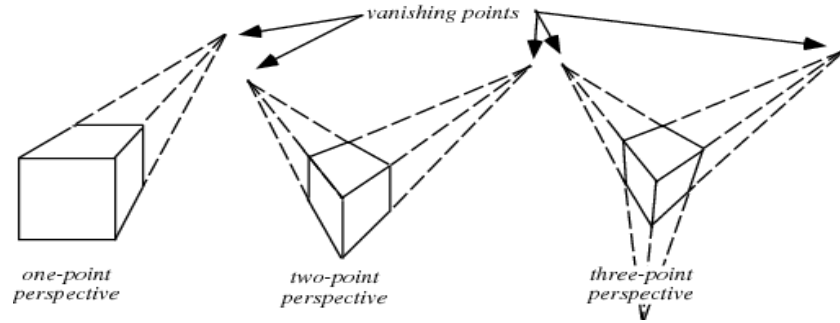


| | |
|-------------------------|--|
| <p>Geography</p> | <p>FAT 6 (Standardised Test 2 – 1 hr. / 75 marks)</p> <ul style="list-style-type: none"> • Settlements (site factors/shape/pattern/urban hierarchy/rural-urban migration) • Economic geography of SA (concepts/main industrial regions/economic sectors/agriculture/mining/types of industry) <p>MOCK MATRIC EXAM</p> <p>PAPER 1 : (Theory – 3hrs / 225 marks) Topic 2 (Weather + Climate) Topic 3 (River systems/fluvial processes) Topic 4 (Settlements) Topic 5 (Economic geography of SA)</p> <p>PAPER 2 : (Topic 1 – mapwork 1 ½ hrs / 75 marks)</p> <ul style="list-style-type: none"> • Mapwork techniques + calculations • Map interpretation • GIS |
| <p>Consumer Studies</p> | <p>Entrepreneurship Clothing Food and Nutrition Housing and Interior The Consumer</p> <p>FOR SEPT. MOCK EXAM: Writing a common paper and will be tested on ALL topics. (The WHOLE year’s work)</p> <p>Test : Housing and Interior</p> <ul style="list-style-type: none"> • Different housing options • Financing related to buying a house • Buying household appliances <p>The Consumer</p> <ul style="list-style-type: none"> • Financial and contractual aspects |
| <p>Business Studies</p> | <p>Will be tested on Insurance and Investment; Forms of Ownership and Data and Presentation for STANDARDIZED TEST ON 14 AUGUST.</p> <p>FOR SEPT. MOCK EXAM: Will be tested on ALL topics. (The WHOLE year’s work)</p> |

Engineering graphics and design

Civil Drawings
 Ellipse
 Orthographic Projections
 Developments and Transitions

Loci
 Cam Shaft Movements
 Solid Geometrical Drawings



Design

September Paper consists of THREE sections:

QUESTIONS 1 to 3
 Design Literacy (30 marks)
 Elements & Design Principles
 QUESTION 4
 Design History (30 marks)
 All Design Movements

QUESTIONS 5 AND 6
 Design in a Socio-Cultural/Environment
 and Sustainable Context (40 marks)
 South African and International Case Studies

| | |
|---|---|
| <p>Computer Applications Technology</p> | <p>Theory</p> <p>Mod1.1 Computers in our Everyday Lives</p> <p>Mod1.2 Hardware Devices</p> <p>Mod1.3 Hardware Recommendations</p> <p>Mod1.4 Software</p> <p>Mod 1.5 System Software and Computer Management</p> <p>Mod 2.1 – Internet Services and Connections</p> <p>Mod 2.2 – The Dangers of Computer Crime</p> <p>Mod 2.3 E-Communications</p> <p>Mod 2.4 The Impact of Technology</p> <p>Practical</p> <p>MS Word</p> <p>Mod3.1 Reviewing Documents</p> <p>Mod3.2 Working with long documents</p> <p>Mod 3.3 – MS Word – Integrate, check and share documents</p> <p>MS Excel</p> <p>Mod4.1 Functions for Calculations</p> <p>Mod4.2 Decision making in Functions</p> <p>Mod 4.3 – Excel – Text Functions</p> <p>MS Access</p> <p>Mod5.1 Revise and Improve Database knowledge and Skills</p> <p>Mod5.2 Calculations in Queries and Reports</p> <p>Mod 5.3 – Designing and Creating a Database in Access</p> <p>HTML</p> <p>Mod 6.1 – HTML Web Pages including Tables</p> |
| <p>Life Orientation</p> | <p>Chapter 1: Development of the self in society</p> <p>Chapter 3: Study Skills</p> <p>Chapter 5: Careers and career choices</p> <p>Chapter 7: Democracy and Human Rights</p> <p>Chapter 9: Social and environmental responsibility</p> <p>Chapter 11: Development of the self in society</p> <p>Chapter 13: Careers and career choices</p> <p>Chapter 2 & 8 Safety in physical activities, safety in sport</p> <p>Term 1 – 3 notes booklet</p> |

Your first step in a new direction, is beginning of a new adventure. However you need to make the step!